



## Technology Container Corp.

COST REDUCTION THRU SUSTAINABLE PACKAGING

1221 E. Centre Park Boulevard • Desoto, TX 75115, Headquarters

Tel: 972-228-1617 • Fax: 972-228-8621

Toll Free: 800-962-9218 • International: 001-972-228-1617

[www.techcontainer.com](http://www.techcontainer.com)



# Mission Foods Boosts Asset Control with Intermec RFID Technology While Increasing Bottom Line Performance by \$18 Million Dollars Over 5 Years with TCC's Long Life Plastic Boxes!

**TCC's Reusable Plastic Boxes Helped Mission Foods Reduce:**

- **Energy Consumption By 83%**
- **Solid Waste Stream By 96%**
- **Greenhouse Gases By 86%**

## Improved Sustainability Through Technology Container's Plastic Boxes

Prepared for Mission Foods by Dan Delorey TCC, March 2009, Revised March 2011  
Based on 5 Years Projections and Current Data

**Sustainability and Cost Reduction** thru **Reusable Packaging**  
and **Verified** with **Intermec RFID Tracking**



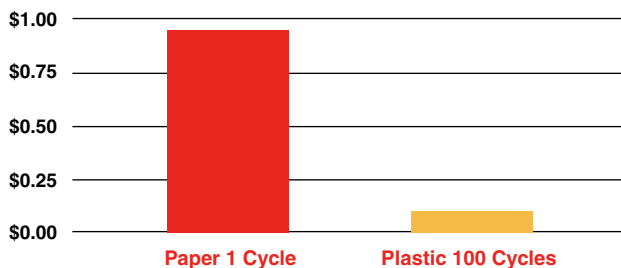
25 Full Boxes Pass Thru RFID Portals on Their Way to Distribution

Knocked Down and Unitized in Master Return Tubs, 150 Boxes Pass Thru RFID Portals Returning from Distribution

# Reusable Distribution Packaging ROI and Environmental Benefits!

## TCC Plastic Distribution Boxes Drive Down Distribution Costs.

It Comes Down To Cost Per Distribution Cycle:



## Mission's 16 Distribution Centers \*DC's

### Facts & Figures-Paper Boxes

Mission Foods Ships an Average of 6 Million Tortilla Boxes Each Year

#### Weekly Boxes Needed:

- 6,000,000 / 52 wks / 1 wk = 115,385 boxes
- 115,385 x \$.92 = \$106,154 weekly cost
- \$5,520,018 Annual paper box budget
- Annual recycling revenue @ \$38/ton: \$191,520/year
- Net Cost \$5,328,480
- Five Year Cost: \$26,642,400

### Facts & Figures-Plastic Boxes

#### Year One, 6 Weeks Supply:

- 692,307 Boxes req'd x \$6.88 ea. = \$4,763,072 start-up cost

#### Years Two and Beyond:

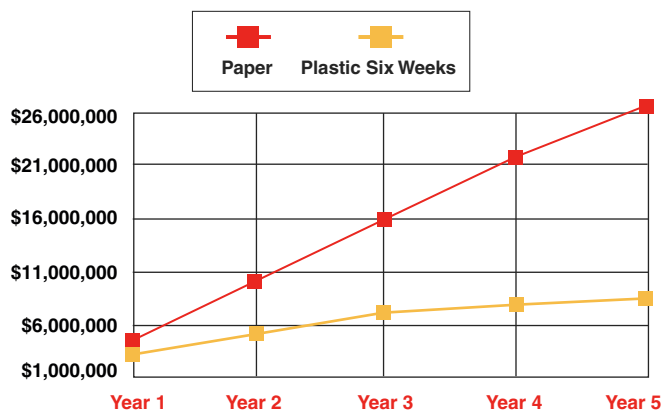
- 20% Growth & Maintenance Factor: \$952,614

#### Total Five Year Cost:

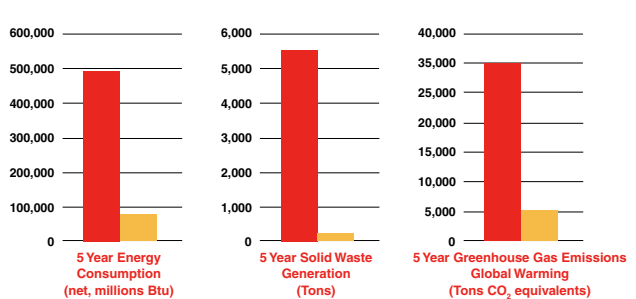
- \$8,573,530

Note: The price of \$6.88 is based on 150,000 pricing of \$6.40 plus a Master Tub for returning empties at \$14.50 divided by thirty boxes per container adding \$0.48 to each box factor.

## Mission Saves \$18 Million Over 5 Years - System Wide



## Mission's 16 Distribution Centers \*DC's



## Mission's Environmental Impact (Six Weeks Supply):

6 Million Shipments / Yr	5 YRS SYSTEM WIDE		
	Paper	Plastic	Savings
Energy (net, million Btu)	495,799	84,125	83%
Solid Waste (Tons)	5,544.5	224.4	96%
Global Warming (tons CO <sub>2</sub> equivalents)	35,110	5,072	86%
<b>EPA Criteria Pollutants (lb)</b>			
Particulates	209,117	2,868	99%
Nitrogen Oxides	323,388	52,544	84%
Sulfur Oxides	561,175	53,308	91%
Carbon Monoxide	296,758	40,377	86%
Lead	29.02	0.1705	99%