



Technology Container Corp.

COST REDUCTION THRU SUSTAINABLE PACKAGING

1221 E. Centre Park Boulevard • Desoto, TX 75115, Headquarters

Tel: 972-228-1617 • Fax: 972-228-8621

Toll Free: 800-962-9218 • International: 001-972-228-1617

www.techcontainer.com



Mission Foods Boosts Asset Control with Intermec RFID Technology While Increasing Bottom Line Performance by \$18 Million Dollars Over 5 Years with TCC's Long Life Plastic Boxes!

TCC's Reusable Plastic Boxes Helped Mission Foods Reduce:

- **Energy Consumption By 83%**
- **Solid Waste Stream By 96%**
- **Greenhouse Gases By 86%**

Improved Sustainability Through Technology Container's Plastic Boxes

Prepared for Mission Foods by Dan Delorey TCC, March 2009, Revised March 2011
Based on 5 Years Projections and Current Data

Sustainability and Cost Reduction thru **Reusable Packaging**
and **Verified** with **Intermec RFID Tracking**



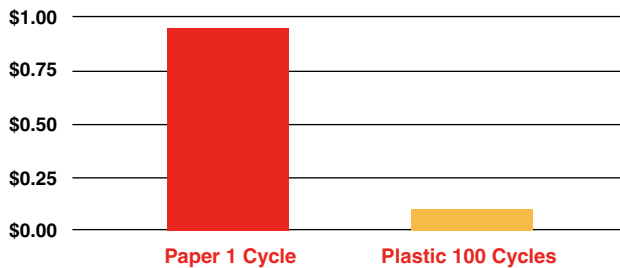
25 Full Boxes Pass Thru RFID Portals on Their Way to Distribution



Knocked Down and Unitized in Master Return Tubs, 150 Boxes Pass Thru RFID Portals Returning from Distribution

Reusable Distribution Packaging ROI and Environmental Benefits!

TCC Plastic Distribution Boxes Drive Down Distribution Costs. It Comes Down To Cost Per Distribution Cycle:



Mission's 16 Distribution Centers *DC's Facts & Figures-Paper Boxes

Mission Foods Ships an Average of 6 Million Tortilla Boxes Each Year

Weekly Boxes Needed:

- 6,000,000 / 52 wks / 1 wk = 115,385 boxes
- 115,385 x \$.92 = \$106,154 weekly cost
- \$5,520,018 Annual paper box budget
- Annual recycling revenue @ \$38/ton: \$191,520/year
- Net Cost \$5,328,480
- Five Year Cost: \$26,642,400

Facts & Figures-Plastic Boxes

Year One, 6 Weeks Supply:

- 692,307 Boxes req'd x \$6.88 ea. = \$4,763,072 start-up cost

Years Two and Beyond:

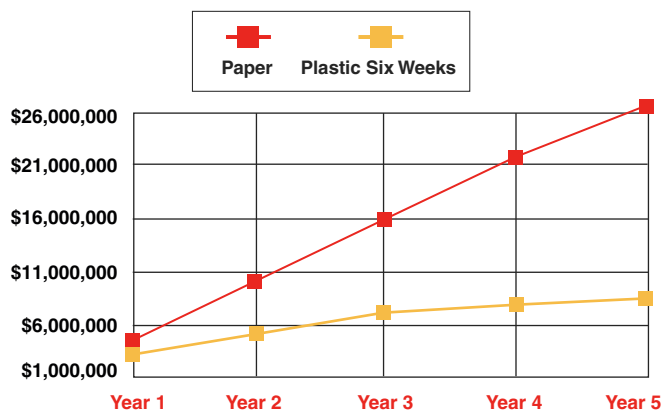
- 20% Growth & Maintenance Factor: \$952,614

Total Five Year Cost:

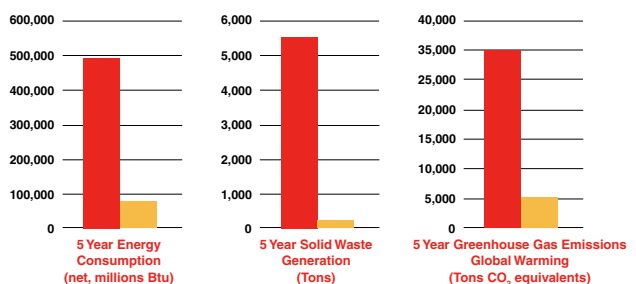
- \$8,573,530

Note: The price of \$6.88 is based on 150,000 pricing of \$6.40 plus a Master Tub for returning empties at \$14.50 divided by thirty boxes per container adding \$0.48 to each box factor.

Mission Saves \$18 Million Over 5 Years - System Wide



Mission's 16 Distribution Centers *DC's



Mission's Environmental Impact (Six Weeks Supply):

6 Million Shipments / Yr	5 YRS SYSTEM WIDE		
	Paper	Plastic	Savings
Energy (net, million Btu)	495,799	84,125	83%
Solid Waste (Tons)	5,544.5	224.4	96%
Global Warming (tons CO ₂ equivalents)	35,110	5,072	86%
EPA Criteria Pollutants (lb)			
Particulates	209,117	2,868	99%
Nitrogen Oxides	323,388	52,544	84%
Sulfur Oxides	561,175	53,308	91%
Carbon Monoxide	296,758	40,377	86%
Lead	29.02	0.1705	99%